

FONA
CLOSER TO YOU

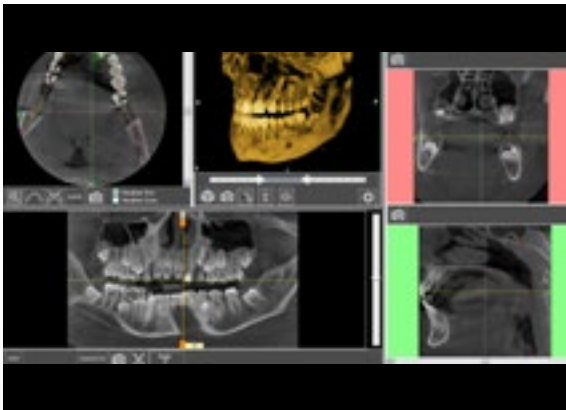


THE ULTIMATE DIAGNOSTIC SOLUTION
XPan 3D Plus

FONA XPan 3D Plus

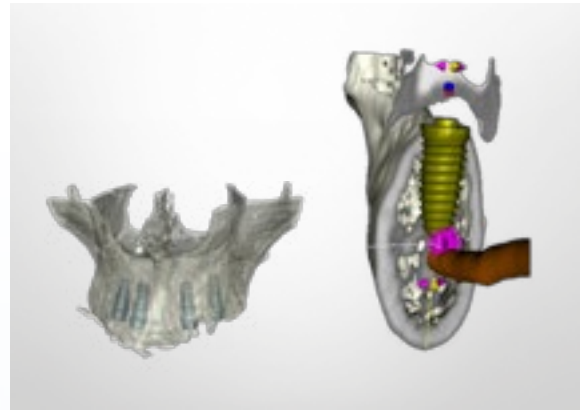
THE ULTIMATE DIAGNOSTIC SOLUTION

FONA XPan 3D Plus combines Cone Beam CT, Panoramic and One-Shot Cephalometric imaging functionality in one compact device. It is the ultimate solution for everyone who wants to perform full range of radiographic exams with only one system. Switching between sensors is done automatically, without need of manual handling, thus saving your time and securing your investment. Select desired 2D or 3D exposure program, simply with a push of a button, on device control panel or remotely from the computer. Your smooth workflow is guaranteed, since the unit is completed by high-performance PC and powerful OrisWin imaging software. Fast, easy to use and fully loaded - your ultimate diagnostic solution, FONA XPan 3D Plus.



3D Cone Beam volume of 8.5 x 8.5 in just 30 seconds

Advanced 64bit technology allows you to begin diagnosis in as little as 30 seconds from start of the exposure. Mandibular canal and maxillary sinuses are clearly visible in a single exposure.



Implant planning at hand

Available implant planning software allows precise preparation of your implant placement and to select from more than 60 different implant brands.



Panoramic programs for all indications

You can select from 7 panoramic programs including Sinus and TMJ. Child panoramic and partial arch scans are available to allow patient dose reduction including Left-side, Right-side and Anterior dentition.



One-Shot Cephalometry

Quickly acquired and distortion-free images are immediately ready to be traced and evaluated, with detailed diagnostic information in both soft and hard tissue.

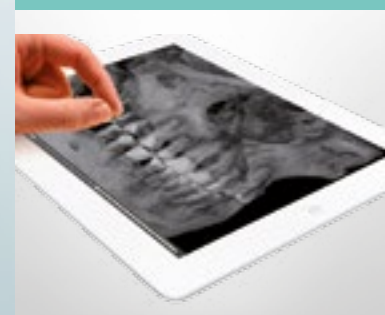
Easy to operate



One-Shot Cephalometry sensor



Freedom of sharing



FAST AND SAFE TECHNOLOGY

System with 2-sensors automatically and quickly adjusts its position to your 3D, 2D Pano or Ceph program selection. This saves time and secures your investment.

ONE-SHOT CEPHALOMETRY

Innovative sensor technology acquires the cephalometric image in less than 1 second, thus preventing patient movement and increasing image quality.

READY IN 2 CLICKS

Setting of exposure was never easier - 3D, Pano or Ceph in just 2 clicks. Simply select the program, patient size and you are ready to go.



- Complete 3-in-1 solution for every dentist, clinic or radiographic center
- Space saving design allows the system to fit into every practice
- 2-sensor technology saves time and makes sure your investment is secure
- Fast acquisition reducing the patient movement artifacts both in 3D and One-Shot Ceph
- Just 2 clicks to set any exposure program
- Accessible also for disabled patients and children
- Ready to be used immediately with pre-installed PC and OrisWin imaging software

Every dental solution you need, FONA

Through decades of experience in dental business, deep understanding of dental specializations and use of modern technologies, FONA delivers complete, reliable and accessible dental solutions.

Together with our extensive network of business partners, we are closer to you around the world and support you in providing every patient with a healthy and happy smile.

Complete portfolio of reliable dental technology



Based in Europe, available worldwide



HEADQUARTERS

- Bratislava, Slovakia

MANUFACTURING

- Bensheim, Germany
- Assago, Italy
- Guangzhou, China
- Risskov, Denmark
- New York, USA

Copyright FONA Dental, s.r.o., All rights reserved, Subject to technical changes and errors in text, FLY004, v1, ENG, 201605



Dealer:



HEADQUARTERS:

FONA Dental s.r.o.
Ševčenkova 34
SK - 85101 Bratislava
Slovak Republic
info@fonadental.com

www.fonadental.com